



VOLCANO

HYDRONIC UNIT HEATER



STAY **WARM**

VOLCANO

WORLDS FIRST CHOICE HYDRONIC UNIT HEATER



Volcano combines innovative technical solutions with a modern and functional design. We precisely engineer each component to achieve „The Function“, and we also strive for „The Form“, a form that is neglected on the segment.

We were capable of conceptualizing a diamond, simplicity, strength, and beauty were the key concepts that we used, allowing us to create a contemporary and functional cover design.

The volcano is the 1st Engineer/Design Unit heater in the market with the IF design award in 2017

Modernity

- » **ABS** casing is characterized by high mechanical strength
- » durable colour thanks to **anti-UV** pigment mixture
- » resistance to high temperatures
- » unique design awarded with **IF Design**
- » failure-free proven by **3 year warranty**

High performance

- » Casing design allows the Hydronic Coil face area to be fully functional
- » Volcanos are equipped with 1R, 2R, or 3R hydronic coils
- » effective work with low temperature medium ex. heating pump
- » Louvers can be independently adjusted by hand
- » Louvers profile provides minimal airflow resistance.

Energy efficiency

- » All of our units are equipped with **EC motors**
- » Performance efficiency is guaranteed, even at low speeds
- » Smooth speed regulation
- » Volcano fan design + ECM can save up to 40% of energy







User friendly controller

VOLCANO hydronic unit heater is operated by the latest HMI technology in the market.



Volcano HMI controller allows the end-user to have all the control on his hands. A friendly user interface, room temperature display, schedules and more can be programmed for daily use and energy savings. BMS compatible, with the flexibility to connect one HMI to up to eight units at the same time, makes the VOLCANO HMI controller one of the best in the market.

Product range

						
<i>VOLCANO</i>	VR Mini	VR-D Mini	VR1	VR2	VR3	VR-D
Heating power range	10-68 MBH	-	17-102 MBH	27-171 MBH	44-256 MBH	-
Maximum air output	1236 CFM	1371 CFM	3119 CFM	2855 CFM	3355 CFM	3826 CFM
Horizontal range (max.)	46 ft	52 ft	75 ft	72 ft	82 ft	92 ft
Vertical range (max.)	26 ft	32 ft	39 ft	36 ft	39 ft	49 ft

Technical parameters

		VR Mini	VR1	VR2	VR3	VR-D	VR-D Mini
Parameter	Unit	EC	EC	EC	EC	EC	EC
VTS article No.		1-4-0101-0481	1-4-0101-0488	1-4-0101-0489	1-4-0101-0484	1-4-0101-0485	1-4-0101-0546
Number of heater rows	-	2	1	2	3	---	---
Maximum air output	CFM	1236	3119	2855	3355	3826	1371
Heating power range	MBH	10-68	17-102	27-171	44-256	---	---
Maximum temperature of the heating medium	°F	200				---	---
Maximum working pressure	psi	232				---	---
Maximum horizontal air range	ft	46	75	72	82	92	52
Maximum vertical air range	ft	26	39	36	39	49	32
Water capacity	in³	68	76	131	188	---	---
Connection pipes diameter	"	3/4				---	---
Device weight (without water)	lbs	30	46	47	54	34	18
Power supply voltage	V/Hz	1~240, 50/60Hz					
Power supply voltage	HP	0.12	0,34		0.50		0.12
Rated current	A	0.6	1.3		1.6		0.6
Rated motor rotational speed	rpm	1200	1430		1400		1200
Motor protection level	IP	54					
Casing color palette		Front: RAL 9016 Traffic White, rear + console: RAL 7036 Platinum Gray, fan (EC): RAL 6038 Green					

PIPELINE DIAMETERS*	VR Mini		VR1		VR2		VR3	
Number of heaters connected to the main line**	Max water flow [GPM]	Pipeline diameter ["]	Max water flow [GPM]	Pipeline diameter ["]	Max water flow [GPM]	Pipeline diameter ["]	Max water flow [GPM]	Pipeline diameter ["]
1	0.5	¾	0.8	¾	1.3	¾	1.9	¾
2	1.1	¾	2.6	¾	2.6	1	3.9	1¼
3	1.6	1	3.6	1	3.6	1¼	5.8	1½
4	2.2	1	5.2	1	5.2	1¼	7.8	1½
5	2.7	1	6.5	1¼	6.5	1½	9.8	2
6	3.2	1¼	7.8	1¼	7.8	1½	11.7	2
7	3.8	1¼	9.1	1¼	9.1	2	13.7	2½
8	4.4	1¼	10.4	1½	10.4	2	15.6	2½
9	4.9	1¼	11.7	1½	11.7	2	17.5	2½
10	5.4	1¼	13	1½	13	2½	19.5	3

* Pipeline diameters selected for maximum water flow rate up to 8 ft/s
** Heaters connected successively to one main line

Controls

HMI VOLCANO controller



Parameters

Model		
VTS product number	1-4-2801-0222	
Motor support	EC	
Power supply voltage	V/ph/Hz	240/1/60
Permissible load current	A	1A for 240 V AC 0,02A for 0-10V
Settings range	°F	41...104
Work mode	---	manual/automatic
Hourly-weekly calendar	---	Yes
Clock	---	Yes
Temperature measurement	°F	32...122
The possibility of connecting a separate temperature sensor	pcs.	1 or 4
BMS	---	Modbus RTU RS485
Protection rate	IP	20

Accessories



Valve with actuator

VTS article No.	1-2-1204-2019	
power supply voltage	V/ph/Hz	240/1/60
Power consumption electrical	W	1
connection	"	3/4
Coefficient of Volume	-	4,5
opening/ closing time	min.	3/3
protection rating	IP	54



Room NTC sensor
(for the VOLCANO controller)

VTS article No.	1-2-1205-0007	
resistance measurement element	kΩ	NTC 10K
assembly	---	wall-mounted
max. signal wire length	yd	100
ambient	°F	-4...+150
protection rating	IP	66



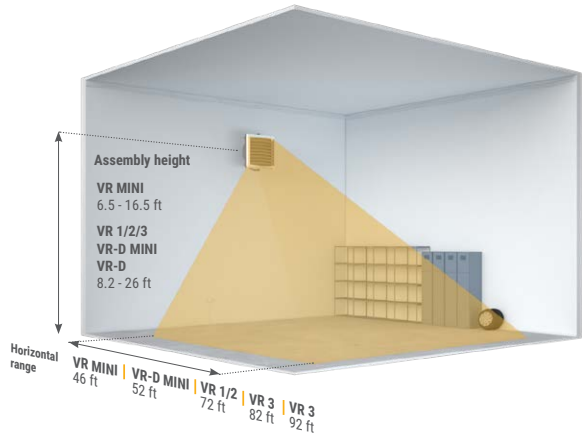
Flex. connecting hoses
(set)

VTS article No.	1-2-2702-0076	
lenght	ft	2-3
connecrtion type	GW/GW	3/4"
max. fluid pressure	psi	232
min. working temperature for water	°F	41
min. working temperature for glycol	°F	-4
max. working temperature	°F	200
set includes	hose (2 pcs) gasket (4 pcs)	

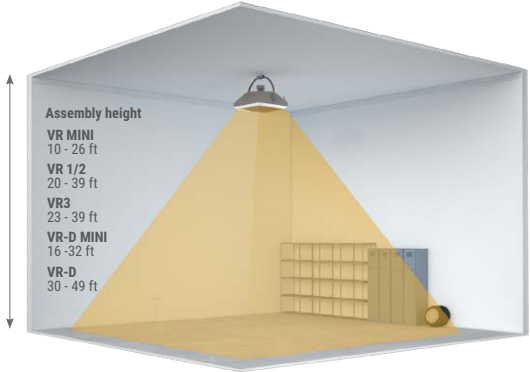


Assembly

ASSEMBLY WALL

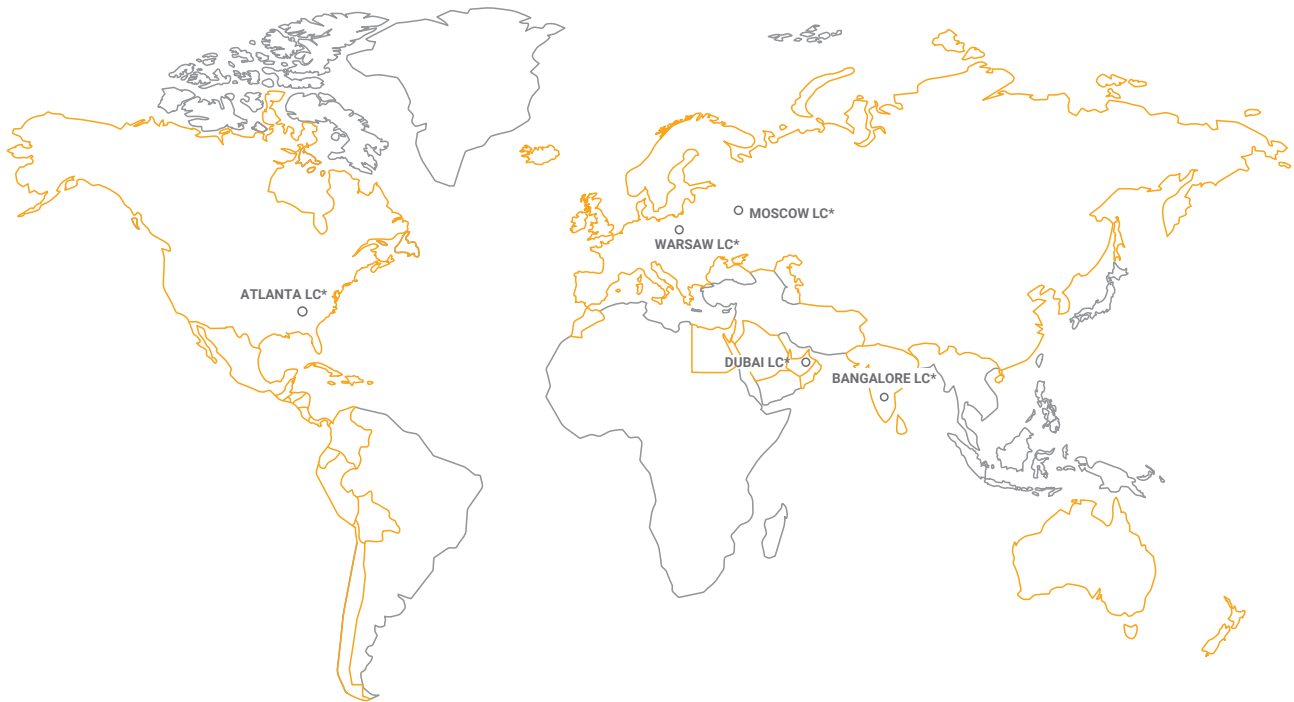


ASSEMBLY CEILING





Worlds hydronic heaters
sales leader



COMPETITIVE
\$ PRICE

HIGH
QUALITY

OVER
1 000 000
UNITS
SOLD

VTS America Inc.
3535 Gravel Springs Rd Ext, Suite 201
Buford, GA 30519
T: +470 809 6811
america@vtsgroup.com

DOWNLOAD CATALOG



EH CAD HEATERS SELECTION TOOL



www.vtsgroup.com/us

The features mentioned are subject to continuous upgrades and can change any time.
VTS assuring continuous improvement for products and data and reserves the right to change design and specifications without notice.